

## Upper boom

## E - Machine sheets

### Greasing the pads

MP0028A

#### 6 Procedure

- Position the machine on a flat and firm surface, clear of obstructions (beware of power lines).
- Put the machine in stowed position, boom and arm fully retracted and lowered.
- Fully extend the boom.
- Clean the greased surfaces.
- Apply the Teflon grease to the boom using a spray or brush.



## Turntable

## E - Machine sheets

### Greasing the cage rotation cylinder

MP0037A

#### 5 Consumables

Consumable	HAULOTTE® code	Packaging
Lead-free grease	2820304330	Aerosol: 0,4 l (0.1 gal US)
Lead-free grease	2820304340	Can: 5 l (1.32 gal US)

#### 6 Procedure

- Position the machine on a flat and firm surface, clear of obstructions (beware of power lines).
- Put the machine in stowed position, boom and arm fully retracted and lowered.
- Place the grease pump on the greasers located under the basket rotation cylinder pin.
  - There is enough grease when you can see grease running from the axle.



## Chassis

## E - Machine sheets

### Steering system greasing


MP0027C

#### 6 Procedure


- Position the machine on a flat and firm surface, clear of obstructions (beware of power lines).
- Put the machine in stowed position, boom and arm fully retracted and lowered.

On each of the steering wheels:

- Place the grease pump on each of the two greasers located between the steering pivot and the chassis.
- There is enough grease when you can see grease running from the axle.



- Place the grease pump on the two greasers located on the tie rod.
- There is enough grease when you can see grease running from the axle.



## Turntable


## E - Machine sheets

### Greasing the turntable rotation gearbox

MP0044A


#### 6 Procedure

- Position the machine on a flat and firm surface, clear of obstructions (beware of power lines).
- Put the machine in stowed position, boom and arm fully retracted and lowered.
- Place the grease pump on each of the 3 greasers located on the worm screw system:
  - Lead-free grease.



- Place the grease pump on each of the 2 greasers located inside the slew ring:
  - Lead-free grease.

**Lift the arm in order to access the 2 greasers.**



- Grease the slew ring using a brush:
  - Extreme-pressure lithium grease.

In order to grease the slew ring well, pivot the turntable several times to access all of the teeth.

